

**STUDIES ON SYNTHESIS AND
TRANSFORMATIONS OF NITROGEN AND
SULFUR-CONTAINING HETEROCYCLES**

**SYNOPSIS SUBMITTED
To
VIDYASAGAR UNIVERSITY**

**FOR THE DEGREE OF
DOCTOR OF PHILOSOPHY
(IN CHEMISTRY)**

**BY
GOPAL CHANDRA PATRA**

**DEPARTMENT OF CHEMISTRY AND CHEMICAL
TECHNOLOGY,
VIDYASAGAR UNIVERSITY, MIDNAPORE, WEST BENGAL
&
MIDNAPORE COLLEGE
MIDNAPORE – 721 101, IND
MARCH - 2013**

SYNOPSIS

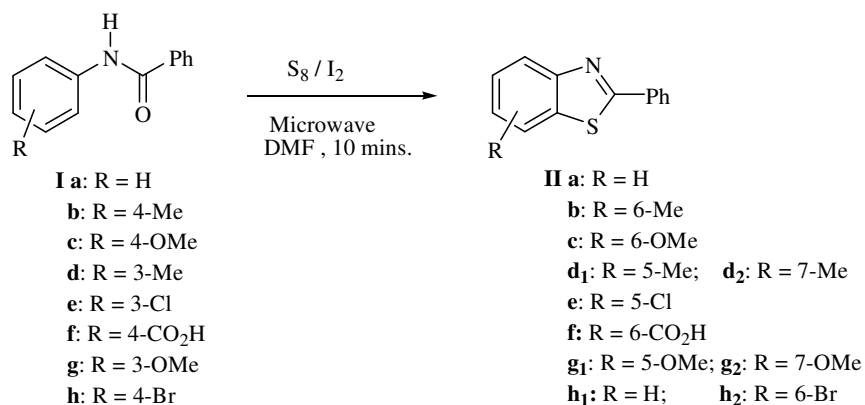
Thesis entitled “**Studies on Synthesis and Transformations of Nitrogen and Sulfur-Containing Heterocycles**” has been divided into three chapters.

CHAPTER I

SYNTHESIS OF 2-PHENYLBENZOTHAZOLES

Chapter I of the dissertation describes microwave-assisted synthesis of an important class of heterocyclic compounds namely 2-phenylbenzothiazoles.

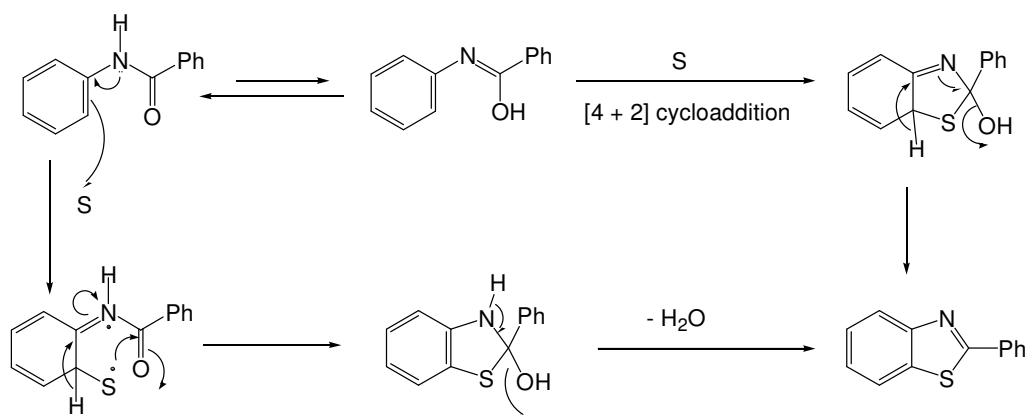
The synthesis of this class of compounds is a matter of continued interest to the chemists. Our synthesis starts with benzanilides that are easily prepared from the corresponding aniline by benzylation with benzoyl chloride using standard procedure. These benzoyl derivatives are heated with sulfur in presence of 10 mol% iodine under microwave irradiation in domestic oven for a very short time when the desired compounds are formed. Solvent and power of oven are changed to find best condition for the reaction. Also some additives are tried to improve the yield. DMF is found to be better medium for the reaction. A few drops of formic acid as an additive result in an improvement of the yield probably by moderating the oxidising atmosphere of the reactions.

**Table 1: Yield 2-phenylbenzothiazoles on heating in the presence of I₂ / HCOOH**

Serial No.	Substrate	MW Power	Time (min.)	Product	Yield (%)
1	Ia	240W	15	IIa	80
2	Ib	240W	15	IIb	58
3	Ic	240W	10	IIc	52
4	Id	160W	20	II_{d1}	32
				II_{d2}	25
5	Ie	320W	15	IIe	62
6	If	320W	10	II_f	54
7	Ig	240W	10	II_{g1}	24
				II_{g2}	18
8	Ih	240W	12	II_{h1}	47
				II_{h2}	11
9	Ii	240W	10	IIIi	47

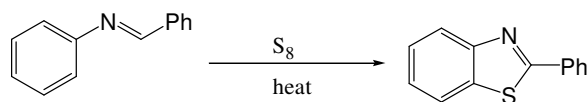
Benzoates of unsubstituted aniline **Ia** and 4-substituted anilines **Ib**, **Ic**, **If** gave single product each; but benzoates of 3-substituted anilines **Id**, **Ie**, **Ig** gave a mixture of two products, 5- and 7-substituted benzothiazoles. Benzoate **If** of 4-aminobenzoic acid furnished expected 6-carboxy-2-phenylbenzothiazole *i.e.*, carboxy group survives the reaction condition. But benzoate **Ih** of 4-bromoaniline gave almost exclusively 2-phenylbenzothiazole **Ia** (or **Ih₁**) in contrary to the expected 6-bromocompound **Ih₂** *i.e.*, Br is eliminated during the reaction. Benzoyl derivative of 1-naphthyl amine **Ii** also responded favorably to the reaction yielding the corresponding benzfused 2-phenylbenzothiazole **Iii**.

All the products are characterized by spectral analyses. The results of these syntheses are given in **Table 1**. A rational mechanism (**Scheme 1**) for the thiation has been proposed:



Scheme 1

It can be mentioned in this connection that the preparation of 2-phenylbenzothiazole in 30 % yield was reported earlier starting from phenylimine of benzaldehyde (**Scheme2**).



Scheme 2

Imines are difficult to store; in comparison benzoates are quite stable compounds and can be stored for a long time without any precautionary measure, and can be easily prepared, too. Moreover yields are better in our methods; probably the anilides are at a higher state of oxidation than imines and so responds better to this oxidative cyclisation.

CHAPTER II

BIGINELLI COMPOUNDS: SYNTHESIS OF NEW BIGINELLI COMPOUNDS, BROMINATION STUDIES AND DERIVATISATION INTO PYRIMIDO[4,5-*d*]PYRIDAZINES

Chapter II of the dissertation involves work mainly on Biginelli compounds (dihydropyrimidones: DHPMs)-their syntheses and characterization, studies on various methods of bromination, and derivatisation into products with new skeletons.

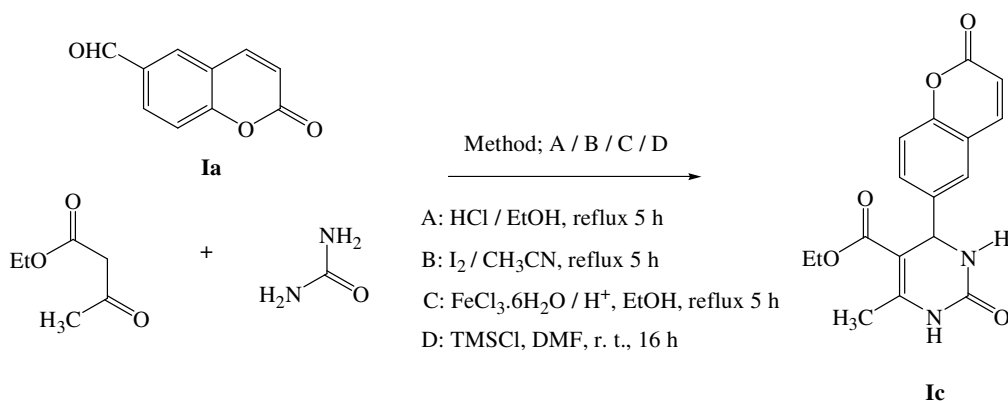
This chapter is subdivided into three sections: **Sections A, B** and **C**

Section A

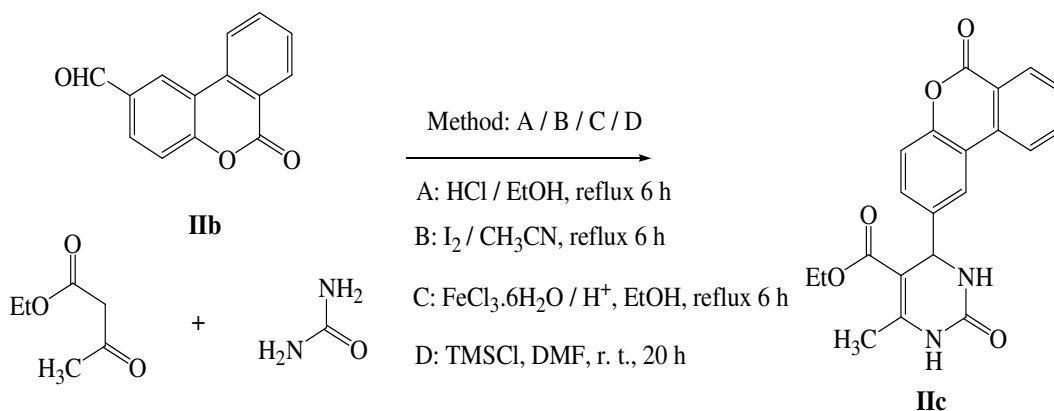
This section describes preparation of two new DHPMs from two coumarin carbaldehydes that have been prepared in our laboratory.

A lot of references are available in literature citing different conditions / catalysts that have been successfully used for the preparation of Biginelli compounds. We selected four different methods that are: (i) Method A - refluxing the reactants in ethanol in the

presence of HCl, (ii) Method B - heating the reactants in presence of iodine, (iii) Method C - refluxing the reactants in ethanol in the presence of FeCl₃ plus a trace of HCl, and (iv) Method B - stirring the reactants in DMF in the presence of chlorotrimethylsilane at room temperature. The syntheses are shown in **Schemes 3** and **4**, and a comparative account of the yield in different methods is cited in **Table 2**.



Scheme 3



Scheme 4

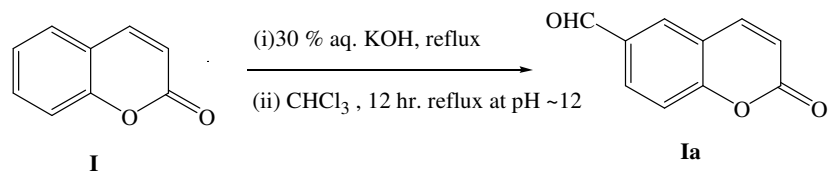
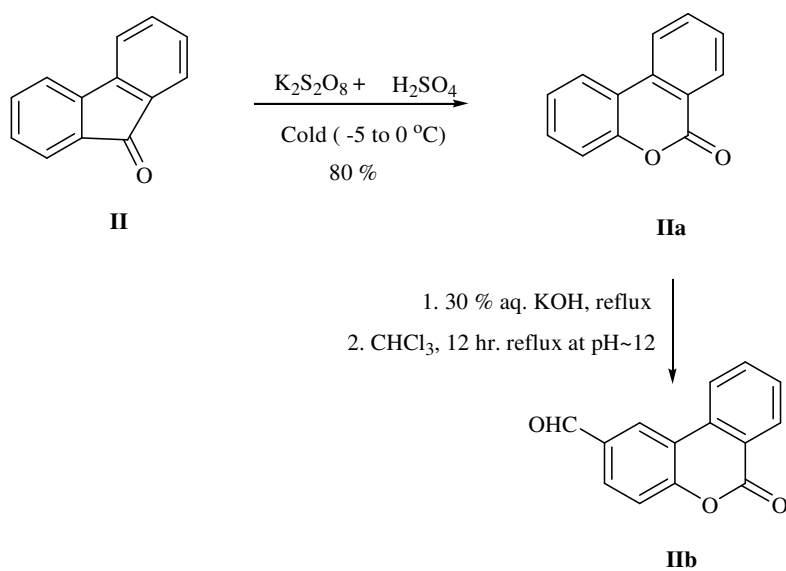
The last method *i.e.*, stirring at room temperature in Me₃SiCl (method D) is found to be best suited in these cases.

The structures of these new compounds have been well-established by IR, ¹H and ¹³C NMR, and mass spectroscopic studies.

Table 2: A comparative account of the yield Ic and IIc in different methods

Substrate	Product	% Yield			
		Method A	Method B	Method C	Method D
Ia	Ic	50	40	60	80
IIb	IIc	55	45	70	85

The starting coumarin-carbaldehydes **Ia** and **IIb** have been prepared in an improved yield as shown in the following **Schemes 5** and **6** as given below:

**Scheme 5****Scheme 6**

Section B

In this section studies on bromination of dihydropyrimidones and two other heterocycles are described.

Dihydropyrimidones (Biginelli compounds) have several functionalities that offer scope of modification / derivatisation into new compounds keeping the basic DHPM pharmacophore unchanged.

The C₆-methyl can be a nucleophilic synthon in the presence of base. Several condensations however lead to degradation of the compounds. Bromination at this allylic site is very easy and several derivatives have been prepared through monobromoderivatives of these compounds. Only a limited number of examples are there where some derivatives have been prepared through dibromoderivatives at this site. In all these reports bromination is carried using molecular bromine in chloroform / acetic acid. We attempted to prepare C₆-CHBr₂ in order to convert the same into an aldehyde group. This is because aldehyde group will open the route to several interesting reactions like Morita-Baylis-Hillman, Petasis reaction, Hantzsch dihydropyridine synthesis, etc. including even Biginelli reaction once more. In fact this C₆-methyl group could not be converted into -CHO by SeO₂ oxidation. Again with the appearance of a large number of Biginelli compounds in literatures it is felt necessary to examine bromination reactions of all those compounds with various brominating agents. We decided to study brominations with four different brominating procedures using three brominating species. The methods include two reported procedures that employ molecular bromine as the brominating species:

- (i) Br₂ in chloroform
- (ii) Br₂ in acetic acid
- (iii) *N*-bromosuccinimide (NBS) and
- (iv) 2,4,4,6-tetrabromocyclohexa-2,5-dien-1-one (TBCO)

Later in view of the preliminary results the studies were restricted to the last three methods.

The results are summarized below in **Table 3**.

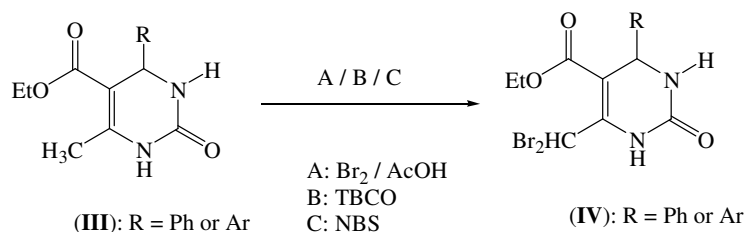


Table 3: A comparison of the yields of dibromides in different methods

Substrate	Product	Yield (%)		
		Br ₂ / AcOH	TBCO	NBS
IIIa : R = Ph	IVa : R = Ph	60	80	10 ^b
IIIb : R = 4-MeC ₆ H ₄	IVb : R = 4-MeC ₆ H ₄	80	85	52
IIIc : R = 4-MeOC ₆ H ₄	IVc : R = 4-MeOC ₆ H ₄	83	97	24 ^b
IIId : R = 4-ClC ₆ H ₄	IVd : R = 4-ClC ₆ H ₄	78	92	57
IIIe : R = 4-BrC ₆ H ₄	IVe : R = 4-BrC ₆ H ₄	82	92	55
IIIf : R = 3-NO ₂ C ₆ H ₄	IVf : R = 3-NO ₂ C ₆ H ₄	58	90	55
IIIg : R = -Coumarin	IVg : R = -Coumarin	- ^a	87	- ^a
IIIh : R = -CH ₃	IVh : R = -CH ₃	57	84	62
IIIi : R = 4-HO-3-MeOC ₆ H ₃	IVi : R = 4-HO-3-MeO C ₆ H ₃	65	88	35 ^b
IIIj : R = 4-NO ₂ C ₆ H ₄	IVj : R = 4-NO ₂ C ₆ H ₄	60	93	56

^aThe product was a mixture that could not be separated. ^bAromatized products are given in **Table 2.2**

It has been found that molecular bromine did not give complete conversion even after long reaction time. It gave unsatisfactory yield of dibromides, and moreover the product obtained were mixture of mono- and dibromo-derivatives in addition to some unreacted starting compounds. TBCO gave much better result in following respects:

- (i) Bromination can be controlled at the monobromination (C_6-CH_2Br) stage by using one equivalent of the reagent. Almost quantitative yield of the monobromides have been obtained.
- (ii) Satisfactory yield of dibromides (C_6-CHBr_2) have been obtained in all the cases studied except in case of Biginelli compound **IIIg** from coumarin-6-carbaldehyde.
- (iii) The method is green as compared to molecular bromine. TBCO is safe to handle and is nonhazardous, too.

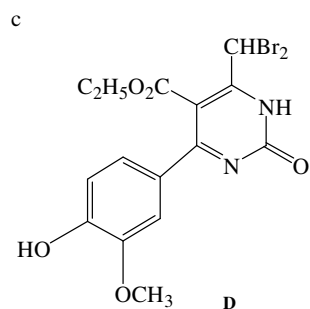
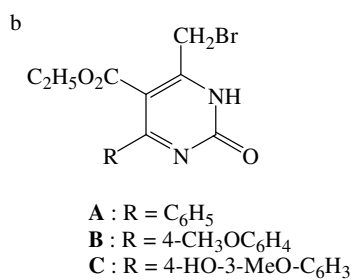
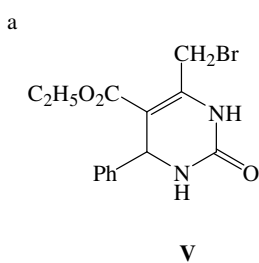
In case of Biginelli compound (**IIIi**) from vanillin the ring bromination could not be avoided: the product was a mixture of C_6-CHBr_2 and C_6-CH_2Br derivatives both of which contain one Br at the ring at a position *ortho* to the $-OH$.

NBS did not give good results; moreover aromatized products (pyrimidones) are obtained in cases where the Biginelli compounds contain C_4 -phenyl / aryl group with electron donating substituents like $-OH$ (phenolic) or $-OMe$. A comparative account of the brominations of these substrates is given in **Table 4**.

Almost all the products, especially the C_6-CHBr_2 , are reported here for the first time. The structures are as usual characterized by spectral studies. The 1H NMR spectra of the dibromide derivatives show a typical singlet at $\sim \delta$ 8.0 assignable to $-CHBr_2$. The mass spectra (HRMS) of (**IVg**) exhibits $[M+1]$, $[M+3]$ and $[M+5]$ peaks in the intensity ratio of 1:2:1, and that of (**IVe**) shows four peaks in intensity ratio of 1:3:3:1 in consistent with the presence of two and three Br respectively.

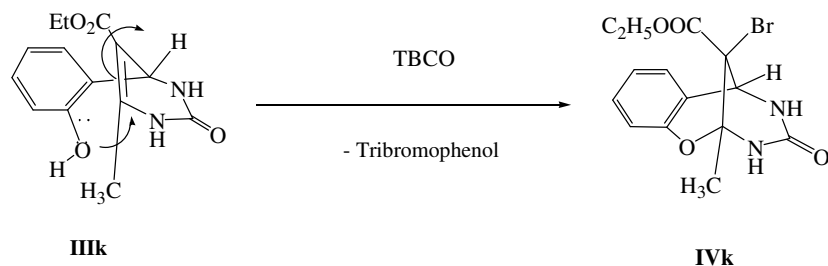
Table 4: Product composition from DHPMs with reactive aryl rings

Substrate	Reagent	Products (% yield)		
		C ₆ -CH ₂ Br	C ₆ -CHBr ₂	Aromatized
IIIa : R = Ph	Br ₂ / AcOH	V (20) ^a	IVa (60)	—
	TBCO	V (10) ^a	IVa (80)	—
	NBS	V (8) ^a	IVa (10)	A (72) ^b
IIIc : R = 4-MeOC ₆ H ₄	Br ₂ / AcOH	— ^c	IVc (83)	—
	TBCO	— ^c	IVc (97)	—
	NBS	— ^c	IVc (24)	B (21) ^b
IIIi : R = 4-HO-3-MeO C ₆ H ₃	Br ₂ / AcOH	— ^c	IVi (65)	—
	TBCO	— ^c	IVi (88)	—
	NBS	— ^c	IVi (35)	C (12) ^b & D (10) ^d

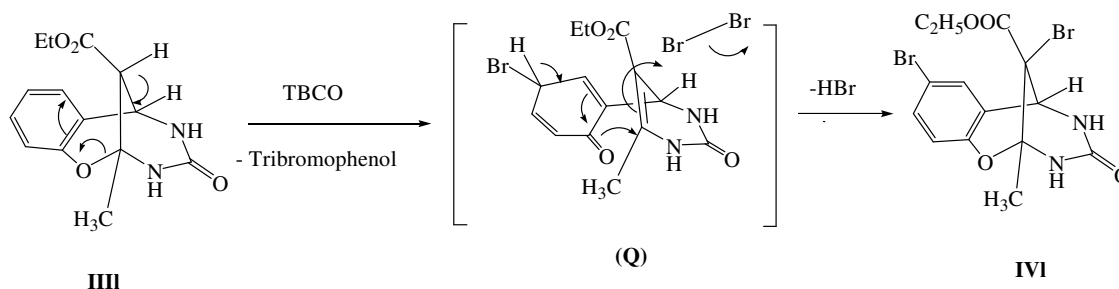
^cThe product was a complex mixture that could not be separated

Section B (1)

In this section bromination of Biginelli products (normal / acyclic **IIIk** and abnormal / cyclic **III**) of salicylaldehyde has been described. This result is described separately as a typical behavior of neighbouring group participation of the *ortho*-phenolic hydroxyl in case of normal compound, leading to a bicyclic derivative **IVk** has been noticed. In all the earlier examples studied above the C=C bond remains unaffected. In those cases it is the allylic methyl that reacts in preference to C=C bond and benzylic position. But here the anchimeric assistance of *ortho*-phenolic hydroxyl facilitates reaction at C=C bond; the methyl group remains unaffected as a substituent at the bridgehead. In fact this is not unusual since salicylaldehyde is reported to form an abnormal Biginelli product which is a bicyclic compound **III**. Interestingly this abnormal Biginelli compound **III** having no apparent reactive site also undergoes bromination yielding mainly a dibromo-compound **IVl** having one Br at the bridgehead and the other Br at the ring. These transformations are shown in **Schemes 7** and **8**.

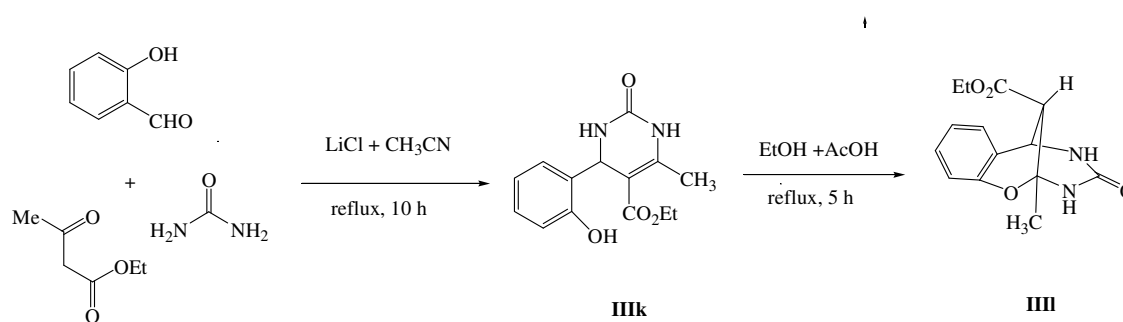


Scheme 7



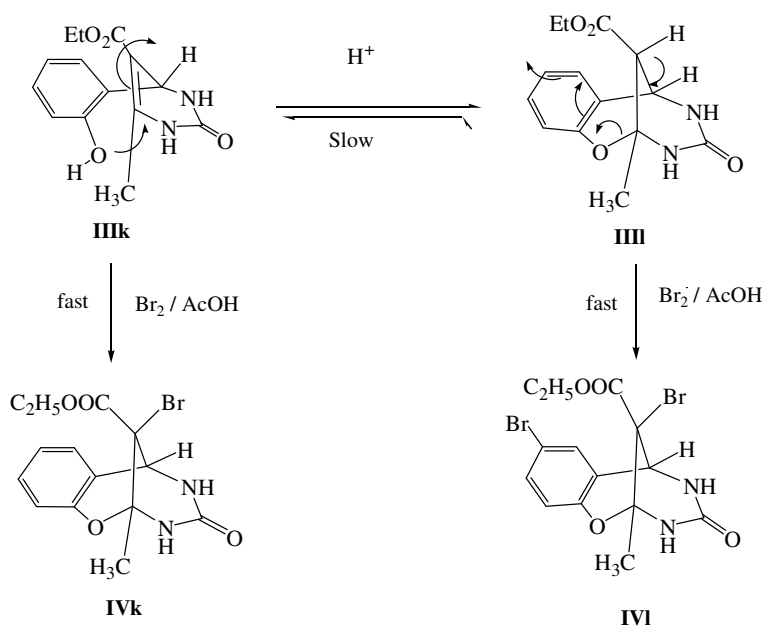
Scheme 8

Both the acyclic / normal **IIIk** and cyclic / abnormal Biginelli products **III** of salicylaldehyde have been prepared under two different conditions following literature reports (**Scheme 9**).



Scheme 9

Brominations of each of these Biginelli compounds with all the three brominating agents were studied separately as it was done for other examples (**Section IIB**). TBCO appeared to react selectively furnishing a dibromo-compound from the abnormal / cyclic Biginelli product of salicylaldehyde, and only a mono-bromoderivative from the normal / acyclic Biginelli compound of salicylaldehyde. Molecular bromine in acetic acid furnished a mixture of mono- and dibromo-derivative from each of the two Biginelli compounds though in unequal amounts. This has been rationalized by the earlier observation that under acid condition the acyclic Biginelli product of salicylaldehyde is converted into the cyclic product (**Scheme 10**). A summary of yield in different procedures for bromination of these compounds is tabulated (**Table 5**).



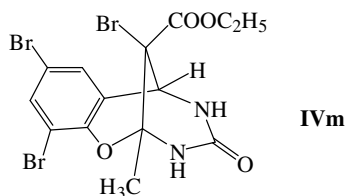
Scheme 10

Table 5: Yield of products from bromination of (IIIk) and (III)

Reagent	Substrate	% Yield of products		
		(IVk)	(IVl)	(IVm)
TBCO	(IIIk)	82	10	0
(2 equiv. or more) ^d	(III)	0	95	0
Br ₂ / AcOH	(IIIk)	52	26	0
(3equiv.) ^d	(III)	trace	64	0
NBS	(IIIk)	30	14	11
(3 equiv.) ^e	(III)	0	35	20

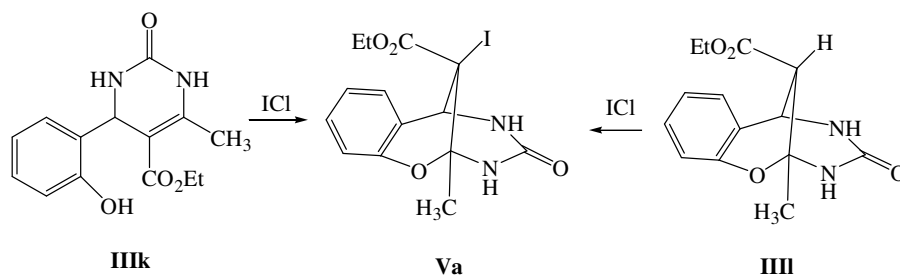
^dTime: 45 minutes; ^eTime: 48 hours.

The reactions of these Biginelli compounds with NBS was found to be non-selective, and prolonged reaction time led to the formation of a tribromo-derivative (IVm) also.



Encouraged by these observations reactions of these Biginelli compounds with some other electrophilic reagents have been studied. Accordingly reaction with trimethyloxonium tetrafluoroborate, $\text{Me}_3\text{O}^+ \text{BF}_4^-$, has been attempted. But none of the two substrates responded.

Reaction of these Biginelli compounds with iodine in absence and in the presence of silver salt was tried. Starting materials remain unchanged. However, the reaction with Wijs' solution gave positive results. Both the cyclic and acyclic Biginelli compounds, **IIIk** and **III** of salicylaldehyde furnished only one mono-iodocompound **Va** having iodine at the bridgehead position. The observations can be explained by the reaction through the acyclic Biginelli compound; the cyclic Biginelli compound is gradually converted into the acyclic one under the acidic condition of Wijs' solution (**Scheme 11**).

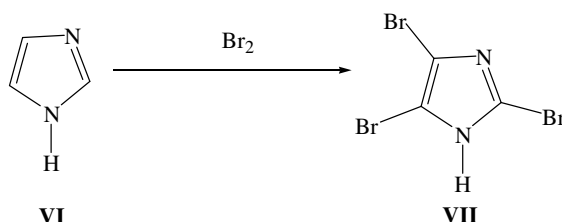


Scheme 11

Section B (2)

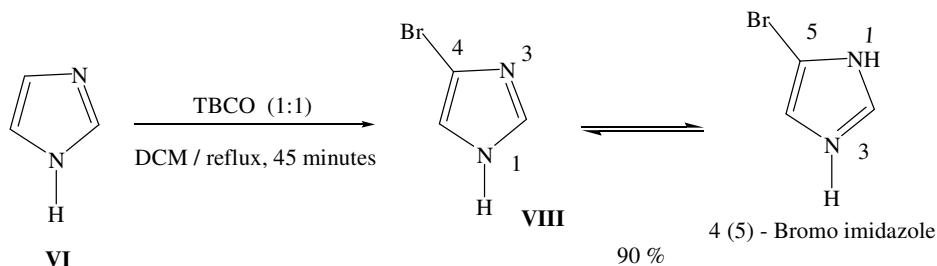
As part of our bromination studies using TBCO we undertook bromination of a few more reactive (electron-rich) heterocycles. Bromination of two compounds, imidazole and 6-aminocoumarin, with TBCO was investigated, and the results are described in this section.

A search of literature reveals that imidazole **VI** upon bromination with molecular bromine gives a tribromo-derivative (**Scheme 12**); the same was also observed by us.



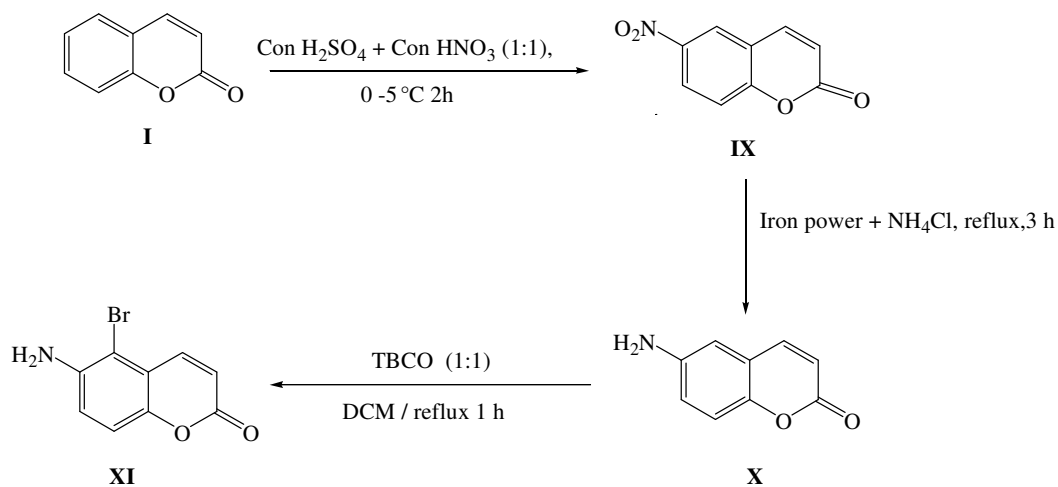
Scheme 12

Monobromination has not been reported. TBCO (1 equivalent) has been found to be an effective and selective reagent to produce 4(5)-bromoimidazole from imidazole in excellent yield:



Scheme 13

Our group has been studying reactions of coumarins for some time. 6-aminocoumarin **X** was prepared employing known methods, and then it was subjected to bromination with TBCO (1 equivalent). Regioselective and controlled reaction occurred to give 5-bromo-6-aminocoumarin **XI** as the only product (**Scheme 14**). Reaction of molecular bromine has not been investigated since it is known that bromine attacks C=C bond of the lactone ring in coumarin.

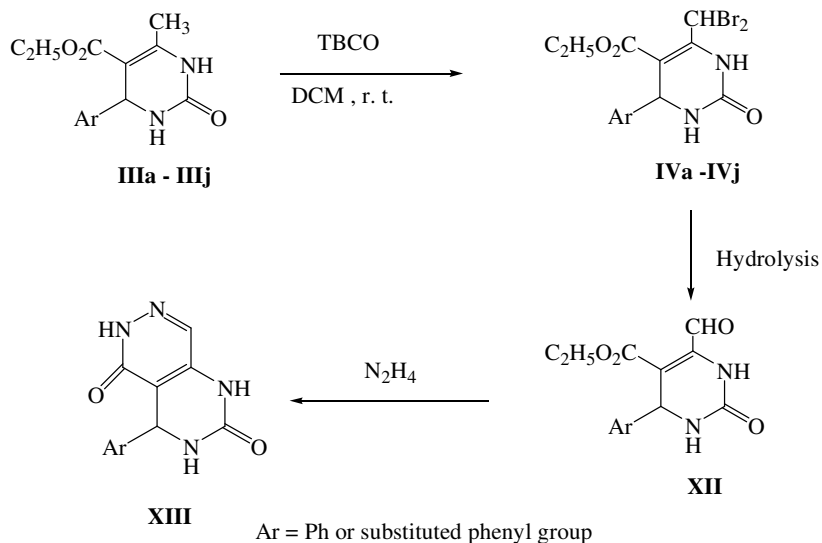
**Scheme 14**

So TBCO is once again proved to useful reagent for selective and controlled bromination of reactive heterocycles.

Section C

There are several scopes of structural modifications of the Biginelli compounds keeping the basic DHPM pharmacophore unchanged. Elaboration of some groups and functionalities are carried in an attempt to find new derivatives that would be tested for their biological activities.

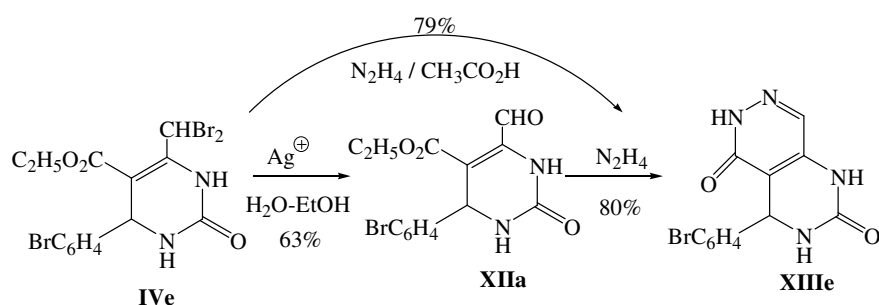
As scheme for the preparation of some pyrimido-pyridazines **XIII** especially using the C_6 -CHBr₂ derivatives of Biginelli compounds **III** has been chalked out. The latter compounds were prepared in an excellent yield by the TBCO assisted bromination Biginelli compounds (**Section B**). In the beginning we tried to hydrolyse the -CHBr₂ into aldehyde **IV** using alkaline conditions. The procedure did not succeed. We then used silver ion catalysed process, and achieved the goal. Subsequent treatment of this aldehyde **IV** with hydrazine hydrate furnished the targeted product **XIII**.



Scheme 15

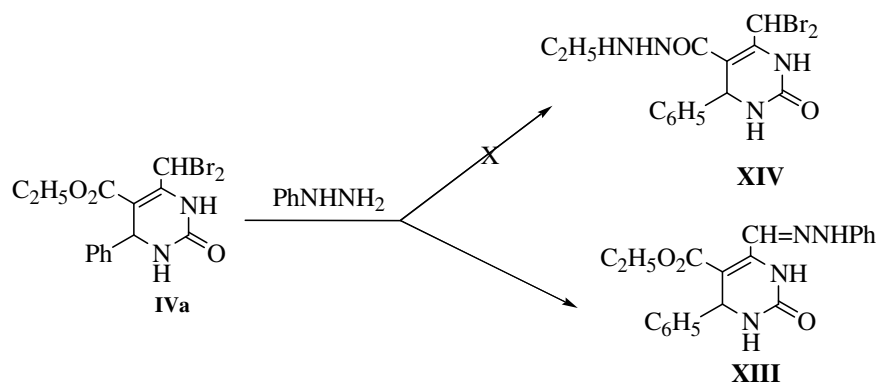
But the method is expensive as more than one equivalent of silver salt was needed to complete the hydrolysis. And only a moderate yield (63 %) was obtained. A short-cut procedure was therefore adopted in which dibromide **III** was directly treated with

hydrazine hydrate. The result was not only satisfactory but also better (79 % yield) than the two-step procedure (over-all yield 50.4 %). The protocol was then firmly established procedure by carrying out the reaction with five dibromoderivatives **IIIa - IIIj**, and in the process established a novel synthetic route to these fused ring heterocycles **XIII** (Scheme 16).



Scheme 16

The mechanistic path followed by the reaction was also investigated. It is to be examined whether hydrazine first reacts (i) with $-\text{CO}_2\text{Et}$ group to form hydrazide derivative as intermediate which then cyclises or (ii) with $-\text{CHBr}_2$ first to give an intermediate (hydrazone of the aldehyde) and thereafter cyclisation takes place. For this purpose the reaction of a dibromide **IVa** with phenyl hydrazine was carried out. The product isolated was the phenylhydrazone **XIII** of the corresponding aldehyde and not *N*-phenylhydrazide **XIV** (Scheme 17). Mechanistic path is then ascertained as (ii).



Scheme 17

Table 6 enlists the yield of these syntheses.

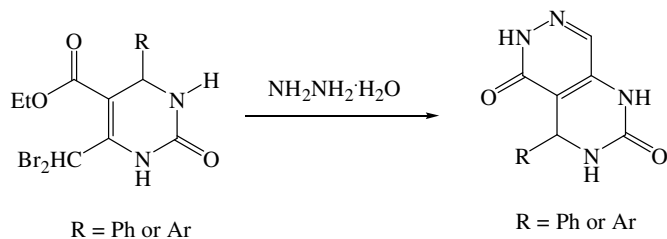


Table 6: Reaction conditions, m.p. and yield of pyrimidopyridazines (**XIIIa** -**XIIIe**)

Substrate	Reflux time (hrs)	M.P. (°C)	Product	Yield (%)
IVa: R = Ph	8	335	XIIIa: R = Ph	74
IVb: R = 4-MeC ₆ H ₄	9	552	XIIIb: R = 4-MeC ₆ H ₄	82
IVc: R = 4-MeOC ₆ H ₄	10	336	XIIIc: R = 4-MeOC ₆ H ₄	57
IVd: R = 4-ClC ₆ H ₄	7	343-44	XIIId: R = 4-ClC ₆ H ₄	75
IVe: R = 4-BrC ₆ H ₄	7	361	XIIIe: R = 4-BrC ₆ H ₄	79

All the five pyrimidopyridazines **XIIIa** - **XIIIe** have been characterised by spectroscopic analyses. The ¹H and ¹³C NMR data of the common structural moiety are shown in the

Figure 1:

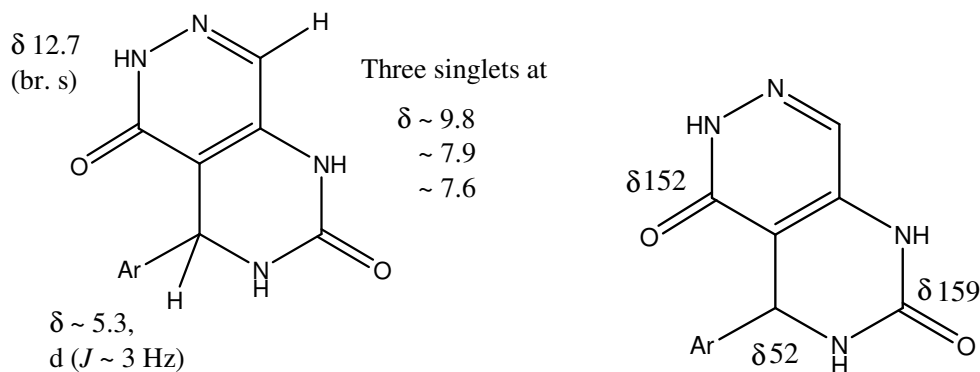


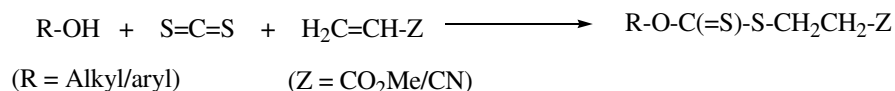
Figure 1

CHAPTER III

MULTICOMPONENT SYNTHESIS OF FUNCTIONALISED *O,S*- DIALKYLDITHIOCARBONATES

In this part three component syntheses of *O,S*-dialkyldithiocarbamates in which the *S*-alkyl part contains an ester / nitrile functional group have been described.

Multicomponent synthesis has numerous advantages over linear type synthesis, and hence enormous work on the development of these reactions (MCR) is going on. Quite a number of publications have appeared recently on the MCR in which CS₂ is an important component. Some of these literatures describe the synthesis of dithiocarbonates from a three-component reaction of secondary amine, CS₂ and a Michael acceptor like α,β -unsaturated ketone / ester / nitrile etc. A scheme for the synthesis of dithiocarbonates has been proposed by a similar reaction replacing the amine by an alcohol / phenol (**Scheme 18**) with a goal to prepare *O,S*-dialkyldithiocarbamates:



Scheme 18

However uncatalysed reactions failed to yield any product. The reactions occurred in the presence of triethyl amine as a basic catalyst; but only in case of alcohols, not phenols. A certain amount of side products were also formed (TLC monitoring). The tertiary amine was varied to find the best catalyst that will give the desired product avoiding side reactions in reasonable time. Four different amines namely (i) triethyl amine (ii) 1,4-

diazabicyclo-[2.2.2]octane (DABCO) (iii) 4-dimethylaminopyridine (DMAP) and (iv) *N*-ethylmorpholine were utilized in separate experiments. Four different combination of reactants namely (A) phenethyl alcohol and methacrylate, (B) phenethyl alcohol and acrylonitrile, (C) menthol and methacrylate and (iv) menthol and acrylonitrile were tried in the presence of 10 mol% of each of the above four bases in CS₂. The time required for completion of reactions, and isolated yield of the products is summarized in **Table 7**.

Table 7: Comparative reaction time and yield using different bases

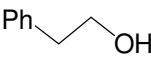
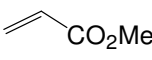
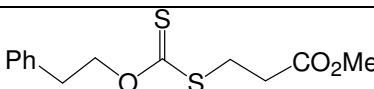
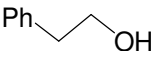
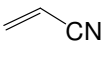
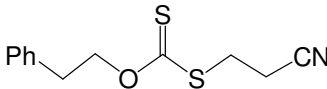
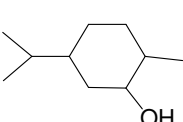
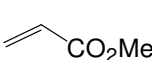
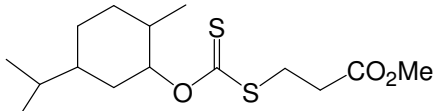
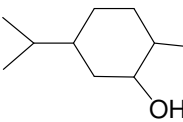
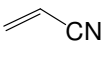
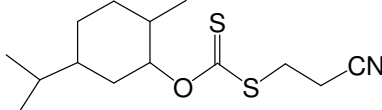

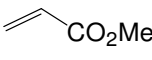
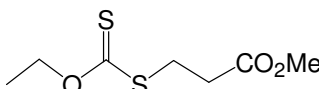

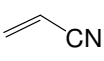
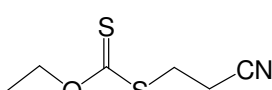
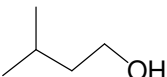
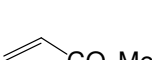
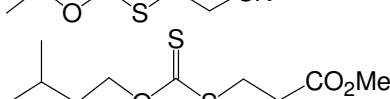
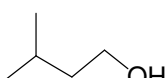
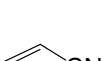
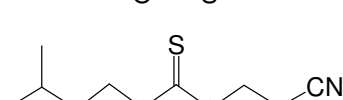
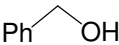
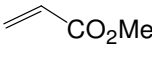
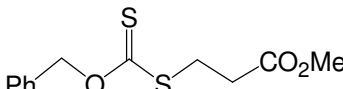
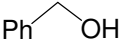
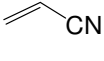
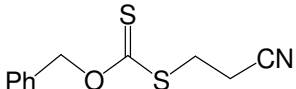
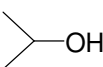
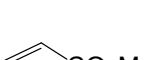
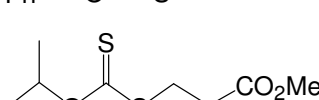
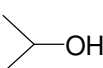
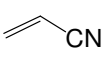
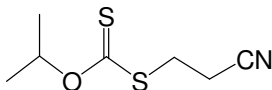
Entry	Reactants	Time ^a (hrs.) required and yield when base ^b used			
		Et ₃ N	DMAP	DABCO	<i>N</i> -Ethyl-morpholine
1	(PhCH ₂ CH ₂ OH + CS ₂ + H ₂ C=CHCO ₂ Me)	5 (72%)	6 (85%)	8 (92%)	10 (92%)
2	(PhCH ₂ CH ₂ OH + CS ₂ + H ₂ C=CHCN)	5 (70%)	6 (81%)	8 (87%)	12 (88%)
3	(Menthol + CS ₂ + H ₂ C=CHCO ₂ Me)	48(52%)	60 (63%)	72 (65%)	-- ^c
4	(Menthol + CS ₂ + H ₂ C=CHCN)	48(46%)	60 (62%)	72 (62%)	-- ^c

^auntil no further conversion was noted (TLC). ^b10 mol% of base is used in each case. ^cmuch low conversion was noted.

DABCO appears to be the best choice in affording a clean product in reasonable time. Thereafter reactions of four more alcohols – alkyl and aralkyl, primary and secondary - in carbon disulfide have been carried out successfully with those two vinyl compounds in the presence of DABCO. The yield and time of the reactions are presented in **Table 8**. The reaction using a tertiary alcohol, 2-methylpropan-2-ol (*tert*-butyl alcohol), with CS₂ and methacrylate / acrylonitrile did not give the expected dithiocarbonate.

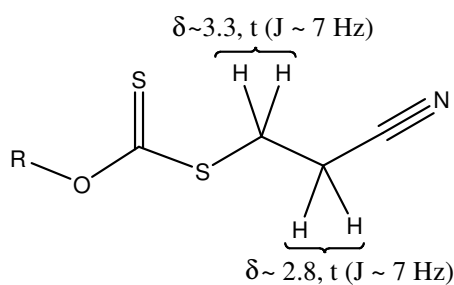
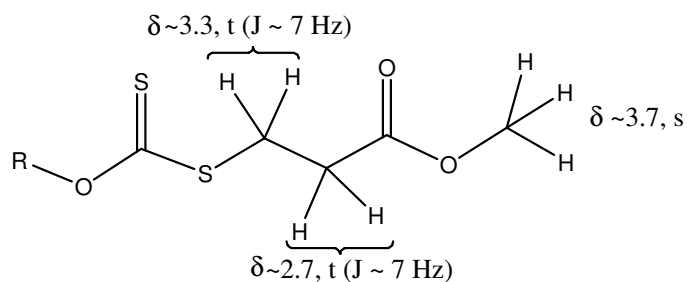
A green methodology for a solvent-free efficient multicomponent synthesis of functionalized *O,S*-dialkyldithiocarbonates has thus been achieved.

Table 8: Reaction conditions and yield of dithiocarbonates using 10 mol% DABCO

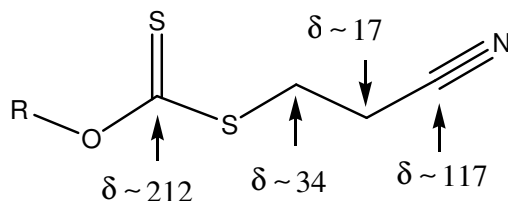
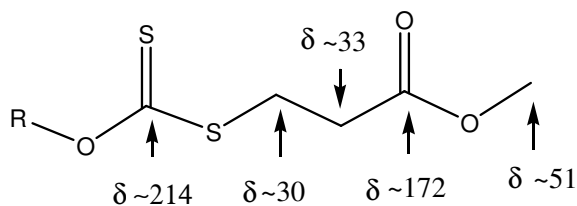
En-try	Alcohol	Vinyl compd.	Time (hrs.)	Product	Yield (%)
1			8		92
2			10		87
3			72		65
4			72		62
5			8		82
6			9		77
7			8		84
8			8		78
9			12		67
10			15		66
11			10		70
12			12		68

The structures of all the products have been established by spectral studies of the compounds. The products can be represented by the following two general structures; the common spectral range of the common parts is shown below:

^1H NMR:



^{13}C NMR:



IR: In addition to bands $\sim 1740\text{ cm}^{-1}$ (ester $\text{C}=\text{O}$) and $\sim 2250\text{ cm}^{-1}$ ($\text{C}\equiv\text{N}$) in the two category of compounds there is a band $\sim 1050 - 1100\text{ cm}^{-1}$ in both possibly due to $\text{C}=\text{S}$.